

# FKD 10 XL Mixed Flow Fan

Item #: 40013

Variante : 115V 1~ 60Hz



## Description

- Mixed-flow impeller
- 100% Speed-controllable
- Integral thermal contacts
- Air stream temperatures up to 140 °F

## Application

Fantech FKD direct drive, mixed flow fans blend the high air flow of axial fans with the higher pressure, nor overloading characteristics of backward curved impellers. An excellent choice for exhaust or supply applications where quieter performance and easy installation are important. Perfect for commercial and institutional structures such as offices, hospitals, beauty salons, veterinary clinics as well as residential applications such as kitchen range hood exhaust.

## Design

The casing is manufactured from galvanized sheet metal. The Series have external rotor motors with a mix flow impeller, which...

[Find more details in our online catalogue](#)

## Technical parameters

Normal data	
Voltage (nominal)	115 V
Frequency	60 Hz
Phase(s)	1~
Input power	485 W
Input current	4.84 A
Impeller speed	2,889 r.p.m.
Air flow	max 1,267.0 cfm
Temperature of transported air	max 140 °F
Max temperature of transported air, when speed controlled	140 °F
Protection/Classification	
Enclosure class, motor	IP44
Insulation class	B
Certificate	AMCA Air, AMCA Sound, cULus
Dimensions and weights	
Duct dimension; Circular, inlet	10 in.
Duct dimension; Circular, outlet	10 in.
Weight	20.5 lb
Optional	
Duct connection type	Circular

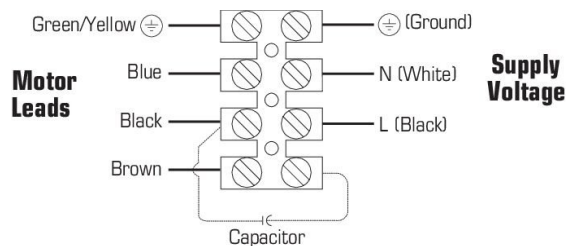
## Performances

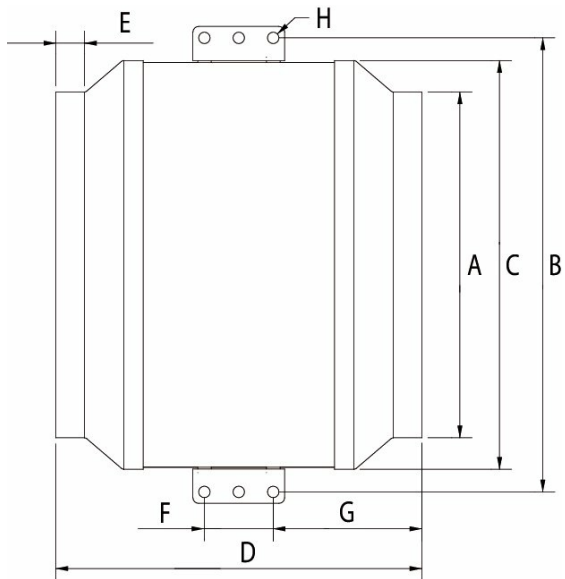
CFM Table

Model	0" Ps	0.2" Ps	0.4" Ps	0.6" Ps	0.8" Ps	1.0" Ps	1.5" Ps	2.0" Ps
FKD 8XL	836	778	712	645	578	499	286	-
FKD 10	910	848	785	715	630	547	342	-
FKD 10XL	1266	1203	1135	1056	980	900	696	460
FKD 12	1305	1245	1182	1110	1030	948	712	479
FKD 12XL	2016	1865	1720	1568	1385	1066	104	-
FKD 14	2156	2010	1845	1665	1460	1193	145	-
FKD 14XL	2619	2470	2285	2095	1895	1662	843	-
FKD 16	2952	2758	2565	2325	2085	1804	774	-
FKD 16XL	4274	4090	3900	3655	3317	3137	2379	1242
FKD 18	4448	4213	3984	3736	3488	3239	2380	1231
FKD 18XL	6212	5960	5735	5560	5354	5163	4608	3704
FKD 20	6271	6107	5965	5800	5595	5396	4813	3792

## Dimensions

## Wiring



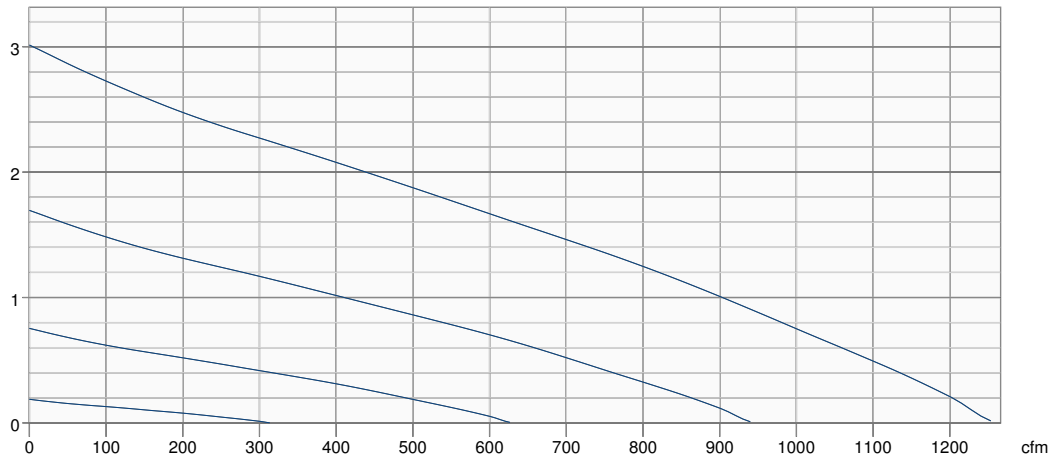


Model	A	B	C	D	E	F	G	H
8XL	8 (203)	14 (356)	12 1/2 (318)	15 1/2 (394)	3/4 (19)	2 3/8 (60)	6 1/8 (156)	3/8 (10)
10	10 (254)	14 (356)	12 1/2 (318)	12 1/2 (318)	3/4 (19)	2 3/8 (60)	5 (127)	3/8 (10)
10XL	10 (254)	15 5/8 (397)	14 (356)	15 (381)	3/4 (19)	2 3/8 (60)	6 3/8 (162)	3/8 (10)
12	12 (305)	15 5/8 (397)	14 (356)	12 1/2 (318)	3/4 (19)	2 3/8 (60)	5 1/8 (130)	3/8 (10)

Dimensions in inches (mm)

## Performance curve

in. wg.



Hydraulic data	
Required air flow	-
Required static pressure	-
Working air flow	-
Working static pressure	-
Air density	0.075 lb/ft <sup>3</sup>
Power	-
Fan control - RPM	-
Current	-
SFP	-
Control voltage	-
Supply voltage	-

## Accessories

FC 10 Mounting Clamps (2 pcs) (411122)  
 IR 10 Iris Damper (411238)  
 RC10P Roof Cap (79959)

FML 10 Metal Hood Supply Air (45149)  
 LD 10 Silencer (411286)  
 RPE 10 Speed Control (10A) (411101)

## Documents

401339 FKD OIPM EN FR ES.PDF  
 450420 FKD Guide Spec EN.pdf  
 40013.dxf  
 450368 FKD Submittal Sheet EN.pdf