

RVF 4 Ext Centrifugal Fan

Item #: 40040

Variante : 115V 1~ 60Hz



Description

Application

The RVF Series is an exterior, wall-mount exhaust fan. These models are commonly used for remotely located exhaust for bathrooms, kitchens, utility rooms, and numerous applications where installation convenience and quiet nature of a remotely-mounted fan are desirable.

Design

The RVF model includes an impeller with backward-curved blades and galvanized sheet metal housing with white powder-paint coating. When installed on an exterior wall, all ambient noise is kept outside. These fans are lightweight, compact, and simple to install. The housing is removable for immediate access to the motor and wiring connections.

[Find more details in our online catalogue](#)

Technical parameters

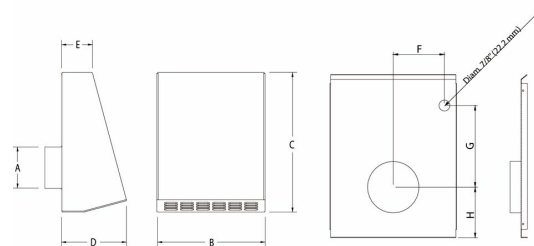
Normal data	
Voltage (nominal)	115 V
Frequency	60 Hz
Phase(s)	1~
Input power	18 W
Input current	0.49 A
Impeller speed	3,084 r.p.m.
Air flow	max 136.0 cfm
Capacitance of capacitor	2 µF
Temperature of transported air	max 140 °F
Max temperature of transported air, when speed controlled	140 °F
Protection/Classification	
Enclosure class, motor	IP44
Insulation class	B
Certificate	HVI, cULus, cCSAus
Dimensions and weights	
Duct dimension; Circular, inlet	4 in.
Duct dimension; Circular, outlet	4 in.
Weight	7.4 lb
Optional	
Duct connection type	Circular

Performances

CFM table

Model	0" Ps	0.2" Ps	0.4" Ps	0.6" Ps	0.8" Ps	1.0" Ps	1.5" Ps
RVF 4	134	112	83	37	-	-	-
RVF 4XL	188	172	154	136	118	91	-
RVF 6	240	204	177	150	123	68	-
RVF 6XL	376	346	315	285	258	213	64
RVF 8XL	378	392	348	312	285	235	102
RVF 10	788	720	630	520	400	270	-
RVF 10L	1060	985	920	850	770	670	269
RVF 10XL	1248	1180	1095	996	800	800	485

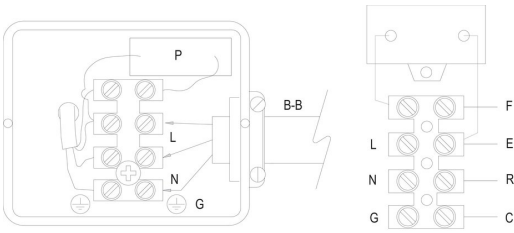
Dimensions



Model	A	B	C	D	E	F	G	H
RVF 4	4 (10 2)	10 1/4 (260)	13 (330)	6 (15 2)	2 3/4 (152)	4 3/32 (104)	6 1/2 (165)	4 1/16 (103)
RVF 4XL	4 (10 2)	10 1/4 (260)	13 (330)	6 (15 2)	2 3/4 (152)	4 3/32 (104)	5 1/4 (133)	5 1/4 (133)
RVF 6	6 (15 2)	10 1/4 (260)	13 (330)	6 (15 2)	2 3/4 (152)	4 3/32 (104)	5 1/4 (133)	5 9/32 (134)
RVF 6XL	6 (15 2)	14 1/4 (362)	17 (432)	6 (15 2)	2 3/4 (152)	6 1/16 (154)	7 3/8 (187)	7 1/16 (180)
RVF 8XL	8 (20 3)	14 1/4 (362)	17 (432)	6 (15 2)	2 3/4 (152)	6 1/16 (154)	7 3/8 (187)	7 1/16 (180)

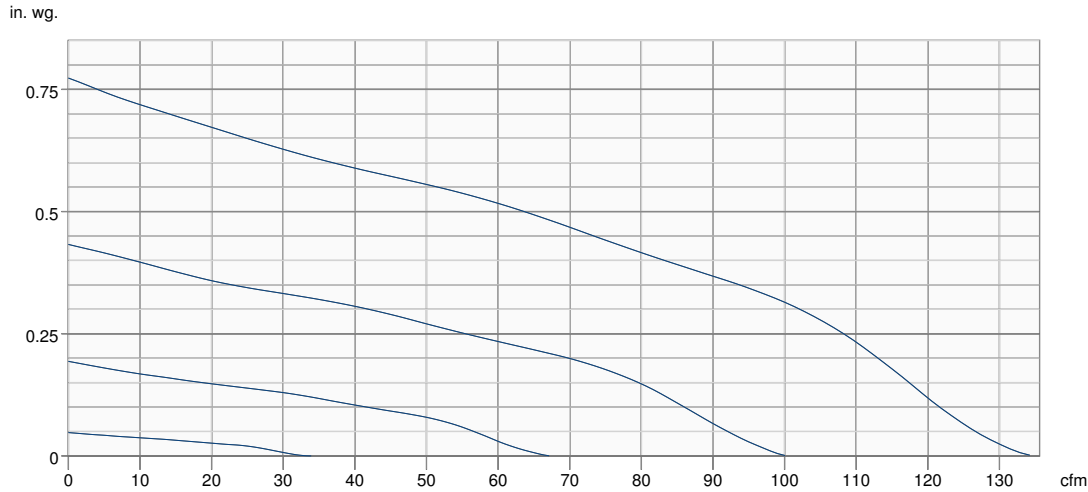
Dimensions in inches (mm)

Wiring



P - Capacitor L - Line N - Neutral B-B - 120V Supply
GRD - Ground F - Brown E - Black R - Blue C - Green/Yellow

Performance curve



Hydraulic data	
Required air flow	-
Required static pressure	-
Working air flow	-
Working static pressure	-
Air density	0.075 lb/ft ³
Power	-
Fan control - RPM	-
Current	-
SFP	-
Control voltage	-
Supply voltage	-

Accessories

DB10 Pressure Switch Kit (95902)
 FEL 4 Plastic Elbow (45154)
 RSK 4 Backdraft Damper (411112)

FC 4 Mounting Clamps (2 pcs) (411295)
 IPF05 Fan Speed Control (5A) (484164)

Documents

401452 RVF OIPM EN FR ES.PDF
 40040.dxf
 450373 RVF Submittal Sheet EN.pdf
 450417 RVF Guide Spec EN.pdf